

# SCOTTISH BUDGET 2015-16

## AND TRANSPORT



### NATIONAL INDICATORS ON TRANSPORT



Modal Share **STANDSTILL**



Congestion **STANDSTILL**



Emissions **BACKWARDS**



## EXPENDITURE

2011-12 to 2015-16


Expenditure on Roads and Aviation has increased far more than investment in Public Transport:  
**36% increase vs 9%.**

Walking and Cycling still only gets around 1% of the transport budget. The funds that could be spent on Active Travel have **declined in this year's budget.**

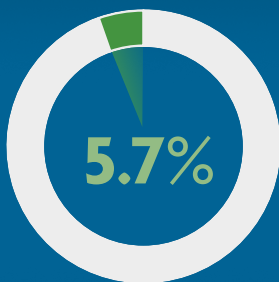
### Public Transport



### Unsustainable Modes

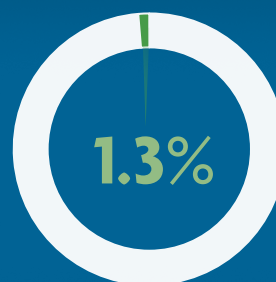


### CLIMATE



According to the Government's own analysis  
**ONLY 5.7%**  
of the transport budget will cut climate emissions\*

### HEALTH



**ONLY 1.3%**  
of the transport budget will improve public health\*\*

\* Climate mitigation expenditure of £118.5m in 2015-16 as set out in <<http://www.scotland.gov.uk/Resource/0043/00435281.pdf>>; updated Level 4 data still awaited at time of writing (03/11/14).

\*\* Active travel spend of £27.3m in 2015-16 as set out in letter from John Swinney <<http://bit.ly/1tuBzJn>>; again, updated Level 4 data not currently available for Draft Budget 2015-16.